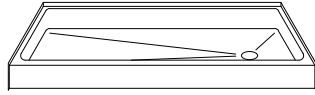


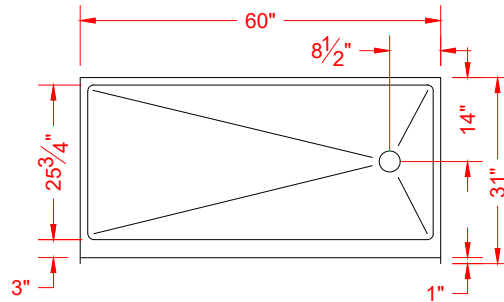
MODEL: P6030AFR.V2* L/R

REMODELER

*ALL ACCESSORIES OPTIONAL



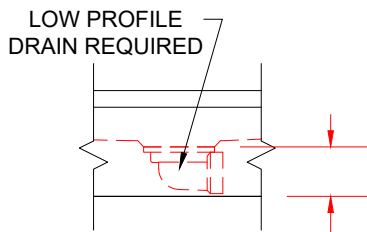
PERSPECTIVE VIEW - N.T.S.
MODEL SHOWN HERE AS:
 RIGHT DRAIN



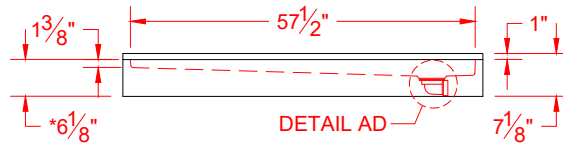
TOP VIEW - SCALE $\frac{3}{8}'' = 1'-0''$

Features:

- Molded, one-piece, gelcoat fiberglass shower pan
- Above floor rough allows for a minimum of 3" clearance from the bottom of the drain recess to the sub floor



3" CLEARANCE BETWEEN DRAIN RECESS AND SUBFLOOR
DETAIL AD - SCALE: N.T.S.
AFR DETAIL



FRONT ELEVATION - SCALE: $\frac{3}{8}'' = 1'-0''$

***OTHER THRESHOLD HEIGHTS AVAILABLE UPON REQUEST**
MAX TRIM HEIGHT OF 7-1/2"

PRODUCT SPECIFICATIONS:

- Single-piece shower pan shall be constructed of gelcoat/fiberglass
- Rough-In: Stud opening +1/4" -0" Nominal Dimensions.

C.S.I. FORMAT SPECIFICATION TEXT AVAILABLE

PRODUCT INFORMATION:

- Accessories: Factory installed, unless prone to damage during installation/shipping. Polished chrome/satin stainless standard, others available.
- Colors: White as standard, others to match any major fixture manufacturer, also available with sprayable solid surface in many colors

OPTIONAL ACCESSORIES:

- INSTALLED BY OTHERS:**
- No-caulk brass drain

CODES:

- Designed and manufactured in compliance with the following standards and codes:
- ANSI Z124.2 Standards for Plastic Showers
 - UPC / IPC compliant when in accordance with Section 408.6 (UPC, 2021)

NOTICE OF LIMITATION:

- Not IPC International Plumbing Code & UPC Uniform Plumbing Code for new construction



We reserve the right to make revisions without notice in the design of fixtures or in packaging unless this right has specifically been waived at the time the order is accepted.